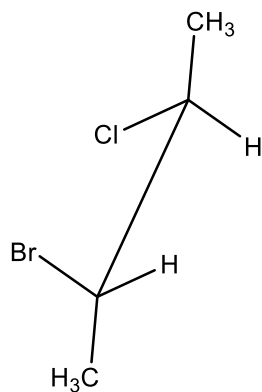


Assignment 1

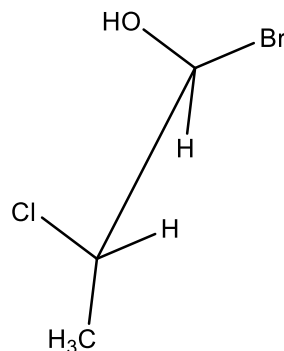
Interconversion of Projection Formula

1. Convert the following Sawhorse projection to Newman projection.

a)

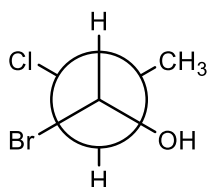


b)

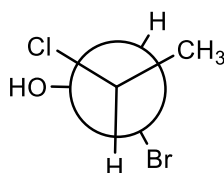


2. Convert the following Newman projection to Sawhorse projection.

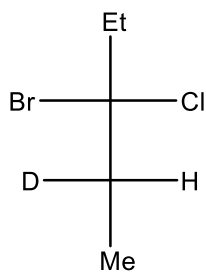
c)



d)

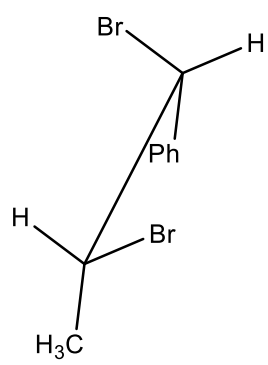


3. Convert the following Fischer projection to Newman and Sawhorse Projection.



4. Convert the following representations to Fischer Projection.

e)



f)

